

I. Listening

Brainstorming

1. When you think of a typhoon, what words come to mind?

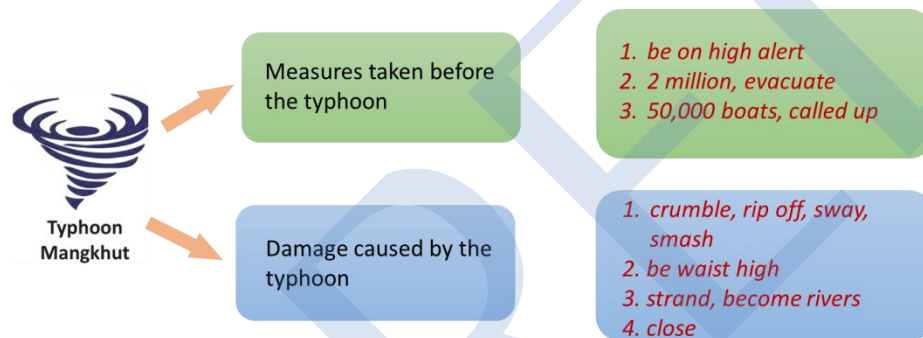
Adjectives	<i>shocked, frightened, nervous, injured, destructive...</i>
Verbs	<i>sweep, hit, strike, damage, destroy, kill...</i>
Nouns	<i>death, injury, wound, impact, alert, protection...</i>

Listen to the news and answer the following questions

1. What places did Typhoon Mangkhut strike in southern China?

Guangdong Province, Hong Kong and Macau.

2. What aspects does the news report mainly focus on?

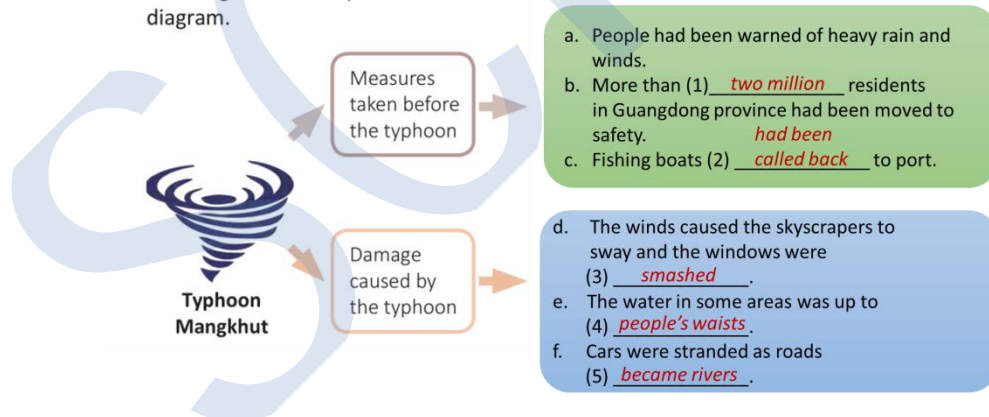


Listen again and complete the diagram

III. Listen again and complete the diagram.

Listening Strategy

Note taking: mapping



News reporting

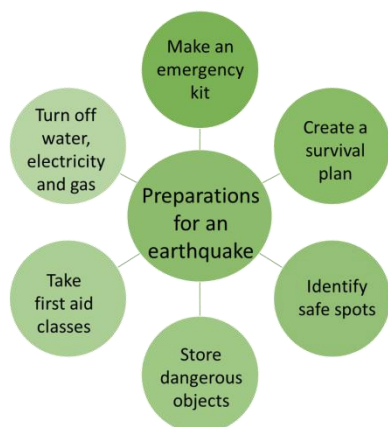
Make a news announcement about Typhoon Mangkhut based on the notes you have taken.

Typhoon Mangkhut struck southern China, including Guangdong Province, Hong Kong and Macau. People took several measures before it hit. On high alert, two million residents were evacuated and 50,000 fishing boats were called back to port. However, it still caused damage with scaffolding ripped off, windows smashed and skyscrapers swaying. Meanwhile, cars were stranded and resorts were closed.

II. Viewing

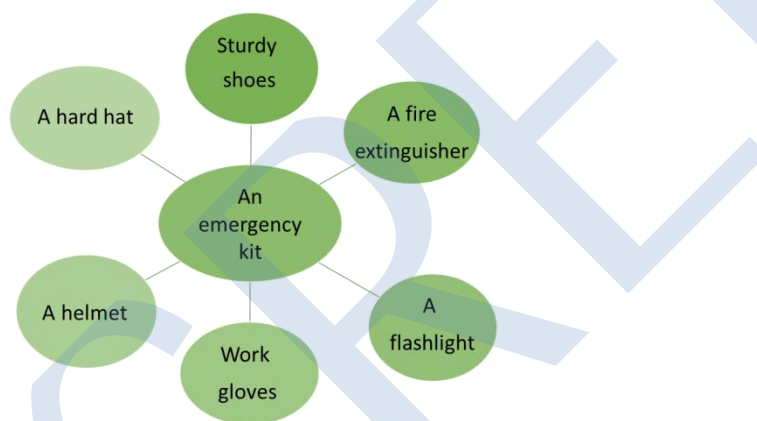
Warming-up

When an earthquake strikes how can you prepare for it?



Watch the first part of the vodcast and answer the following question.

1. What is needed in the emergency kit before an earthquake hits?



Watch the rest of the vodcast and answer the following questions.

1. How many steps are mentioned in the video?

8 steps.

2. What steps are taken during and after the earthquake?

Steps 1-4 are taken during the earthquake and steps 5-8 are taken after the earthquake.

Watch again and complete the table with one word for each blank.

	Dos	Don'ts
During the earthquake (Step1-4)	<ul style="list-style-type: none"> ● (1) <u>Extinguish</u> all flames and cigarettes. ● (2) <u>Drop</u> _____ <u>to</u> your knees and curl up. ● Ease off the accelerator and come to a stop slowly when driving. 	<ul style="list-style-type: none"> ● Get close to walls and trees. ● (3) <u>Stand</u> <u>next</u> _____ <u>to</u> buildings. ● (4) <u>Get</u> <u>out</u> _____ <u>of</u> the car until the shaking stops.
After the earthquake (Step5-8)	<ul style="list-style-type: none"> ● Put on sturdy shoes before you (5) <u>move</u> <u>around</u> . ● (6) <u>Exit</u> the building or car. ● Use a flashlight to check for broken pipes. 	<ul style="list-style-type: none"> ● Light matches, a lighter or your (7) <u>stove</u> . ● Open closet doors roughly because (8) <u>contents</u> may have shifted.

III. Speaking

Work in pairs and discuss what questions you want to ask.

Questions
<i>When does a typhoon strike your hometown every year?</i>
<i>What are possible measures to be taken before a typhoon?</i>
<i>What damage does it cause?</i>
<i>What actions should be avoided?</i>
...

Conduct an interview about your classmates' awareness of self-protection methods in a typhoon by asking at least three classmates.

Questions	Classmate 1	Classmate 2	Classmate 3
<i>When does a typhoon strike your hometown every year?</i>			
<i>What are possible measures to be taken before a typhoon?</i>			
<i>What actions should be avoided?</i>			
<i>What damage does it cause?</i>			

Tips: You can refer to the useful expressions listed below.

Useful Expressions

Interviewer

Excuse me, can you do me a favour and ...?
 I'm sorry to interrupt you, but may I ask you ...?
 What would you do if ... happened?
 What are the possible ways to ...?

Interviewee

In case of ..., don't panic.
 Try to minimise injuries by ...
 In time of danger, it is important for us to ...
 When an emergency occurs, we need to ...

IV. Assignments

1. Prepare for the presentation of your survey report.
2. Finish the exercises of listening and viewing on Page 59-62 in the workbook.